

4 Rechargeable Candles


Safe Electronic Flameless Candles & Holders

Model #50310


Instructions

Thank you for purchasing MAXSA Innovations 4 Rechargeable Candles. The lights gently flicker to simulate the romantic glow of real candles without the danger and hassle of real candles. No Flame. No Wax. No Soot. Rechargeable Candles are safe for use around children and pets.

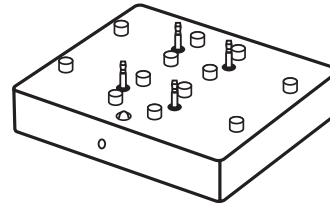
What Is Contained



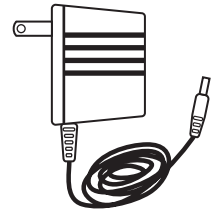
4 Rechargeable Candles



4 Frosted Votive Glasses



1 Charging Station



1 AC Adapter

Warning!

- This product does not contain any user-serviceable parts. Do not attempt to repair or open the Rechargeable Candles, charging station, or AC adapter.
- Keep the Rechargeable Candles, charging station, and AC adapter away from water or moisture. Keep all parts away from sources of heat or flame.
- The rechargeable batteries in the Rechargeable Candles should last approximately two years (under regular use at room temperatures) and cannot be replaced. For best performance and longest battery life, fully charge and fully discharge the batteries on each use. Dispose of the Rechargeable Candles according to your local regulations. Do not dispose the Rechargeable Candles in fire or regular trash.

Before First Use

Before using your Rechargeable Candles for the first time, please follow the "battery conditioning" steps below to assure maximum output and life from your Rechargeable Candles.

1. Place each of the Rechargeable Candles onto the mini stereo plugs of the charging station. Make sure you align both the stereo plugs to the stereo jacks and the notches on the bottom of the Rechargeable Candles with the circular posts on the charging station. Press the Rechargeable Candles down to lock into place. The candle light will not be on when charging.
2. Plug the AC adapter into both the charging station and a 120V AC electrical outlet. The red light on the charging station will flash to show the Rechargeable Candles are charging.
3. Allow the Rechargeable Candles to charge continuously for 24 hours until the red light on the charging station lights continuously (stops blinking).
4. After 24 hours of charging, remove the Rechargeable Candles from the charging station. Allow the Rechargeable Candles to stay lit until they are completely discharged (the Rechargeable Candles may take up to 12 hours to turn completely off).
5. Repeat the above steps 1-4 one additional time to complete the battery conditioning process.
6. The Rechargeable Candles are now ready for use and should stay lit for approximately 12 hours after each 10 hours of continuous charging.

4 Rechargeable Candles

Safe Electronic Flameless Candles & Holders

Using the Rechargeable Candles

- The Rechargeable Candles will automatically light up when they are removed from the charging station. To turn the Rechargeable Candles off, simply insert them back onto the charging station. The Rechargeable Candles can be stored on the charging station when not in use.
- When the Rechargeable Candles are placed on the charging station, the red light on the charging station will flash to show that the Rechargeable Candles are charging. When the Rechargeable Candles are fully charged, the red light will stay on continuously (stop blinking).
- The Rechargeable Candles can be placed into the included frosted votive glasses. To remove the Rechargeable Candles from the frosted votive glasses, simply turn each glass upside-down over your open hand and let the Rechargeable Candle slide out.

90 Day Limited Warranty

These 4 Rechargeable Candles are warranted against faulty material and/or workmanship for a period of 90 days from date of original purchase.

The obligation of the manufacturer, under this warranty, is limited to servicing and replacing defective parts when the unit is returned to MAXSA Innovations, freight pre-paid during the warranty period. To obtain warranty repair, the purchase receipt should be returned with the product.

This warranty becomes void on any unit which has been tampered with, damaged by accident, or damaged otherwise by improper operation.

This guarantee is in addition to any guarantees implied by State or Federal Legislation.



MAXSA Innovations
8412 Cathedral Forest Drive
Fairfax Station, VA 22039
Tel: 703-495-0661
www.maxsainnovations.com

MADE IN CHINA

v6-1
©2005 MAXSA Innovations, LLC